



*The Location Report is produced annually by the Office of Program Evaluation, Education and Research at the University of New Mexico School of Medicine. This report provides a statistical overview of current location information for UNM trained physicians who were licensed to practice in New Mexico in the past year.*

### QUICK FACTS:

#### Who was licensed to practice medicine in New Mexico in 2011?

- There were 1789 UNM trained MDs licensed to practice in New Mexico in 2011 (page 5)
- Approximately 40% of all physicians licensed in New Mexico trained at UNM (1789/4549, pages 5 and 6)
- Approximately one of every four physicians trained at UNM is licensed to practice in New Mexico (1789/6929, page 2)
- MDs who trained at UNM for both phases of their medical education (medical school and medical residency) are twice as likely to practice in New Mexico as MDs who trained at UNM for only one phase of their medical education (MD Only 381/1601, Medical Residency Only 914/4370, MD and Medical Residency 494/958, page 2)
- UNM trained MDs are licensed to practice in 30 of New Mexico's 33 counties (page 4)

#### 2011 Specialty Information

- Roughly half of all UNM trained MDs in New Mexico are licensed to practice in the primary care specialties of family medicine, internal medicine, obstetrics & gynecology, or pediatrics (877/1789 total UNM trained MD's in NM, page 7)
- About 20% of UNM trained MDs in New Mexico are licensed to practice in one of four specialties: anesthesiology, general surgery, emergency medicine, or psychiatry (405/1789, page 8)

#### About UNM School of Medicine

- UNM School of Medicine graduated its first class of MDs in 1968 and its first class of resident MDs in 1955 (see notes on terminology below)
- On average, there are 350 medical students and 540 medical residents and fellows in training at the UNM School of Medicine
- Each year approximately 75 medical students graduate and 135 medical residents and fellows complete their training at the UNM School of Medicine

---

#### A Note on Terminology:

All MDs who graduated from UNM School of Medicine or who completed all or part of their residency at UNM are referred to as **UNM trained MDs**.

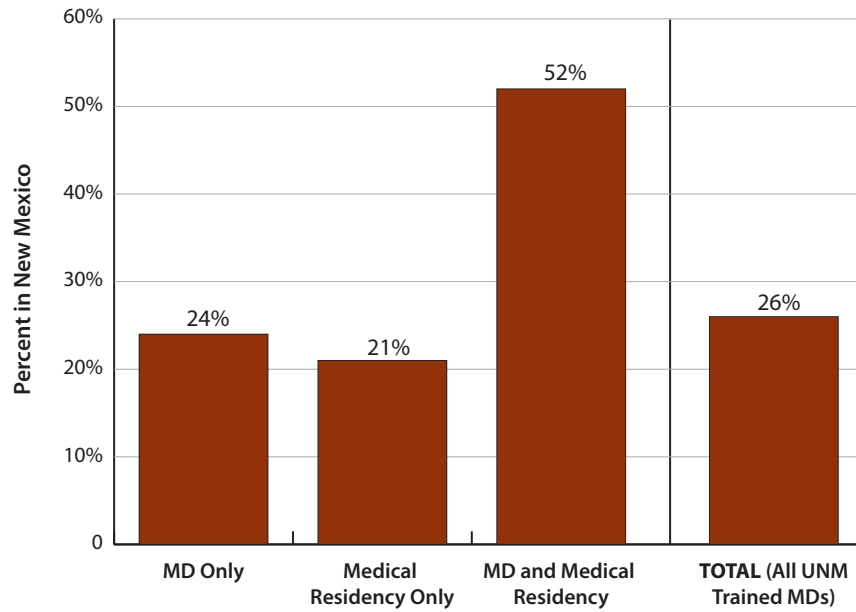
UNM Trained MDs fall into three mutually exclusive categories:

- MD degree from UNM, Medical Residency out-of-state (**MD Only**)
- Medical Residency at UNM, MD degree out-of-state (**Medical Residency Only**)
- Both MD degree and Medical Residency at UNM (**MD and Medical Residency**)

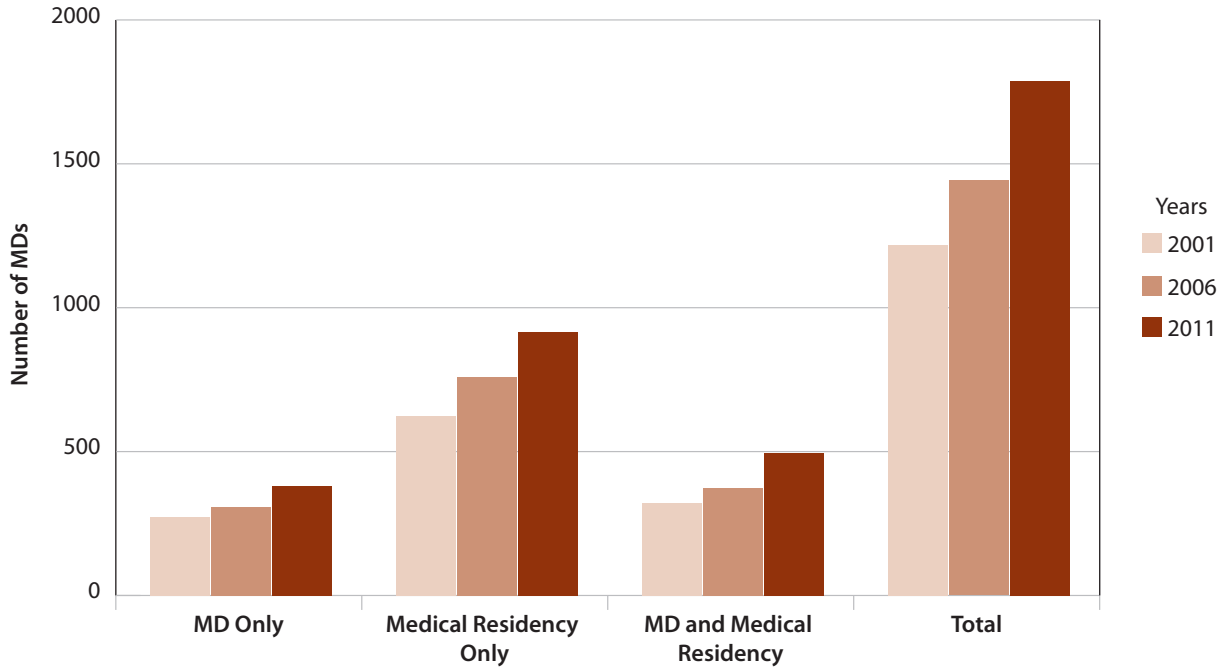
**Table 1: UNM Trained MDs, 2011\***

	MD Only	Medical Residency Only	MD and Medical Residency	TOTAL (All UNM trained MDs)
Graduates out of training	1601	4370	958	6929
Graduates out of training and licensed to practice in NM	381	914	494	1789
Percent of total graduates who are out of training and licensed to practice in NM	24%	21%	52%	26%

**Figure 1: UNM Trained MDs, Percent Licensed to Practice in New Mexico, 2011**



**Figure 2: UNM Trained MDs Licensed to Practice in New Mexico, 2001, 2006, 2011**



**Figure 3: UNM Trained MDs Licensed to Practice in Primary Care Specialties in New Mexico, 2001, 2006, 2011**

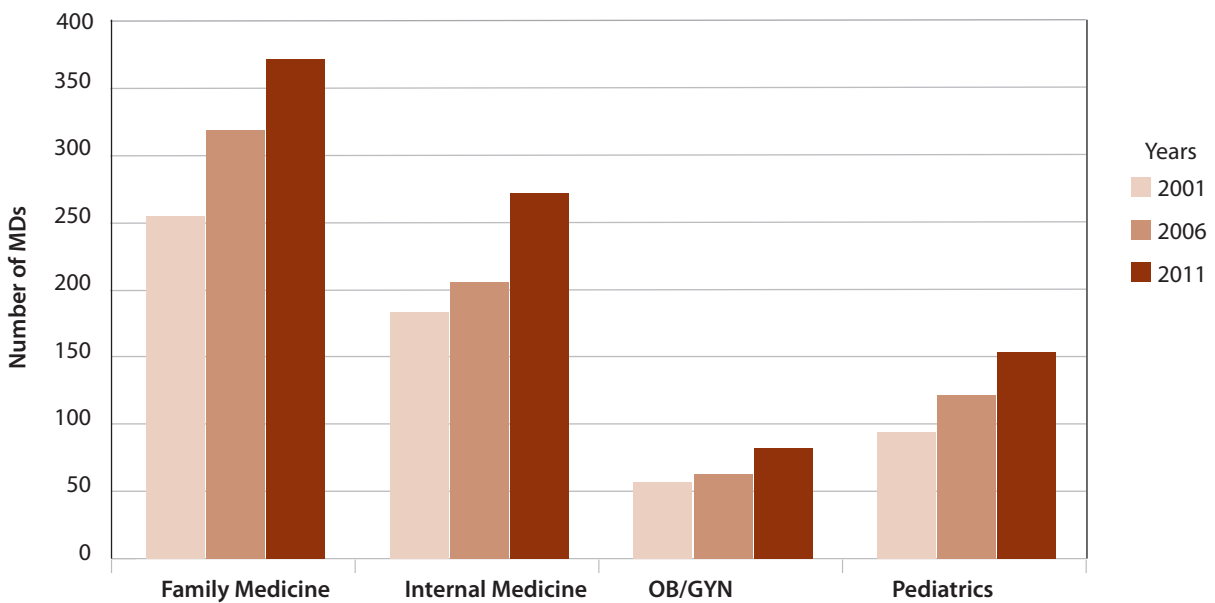
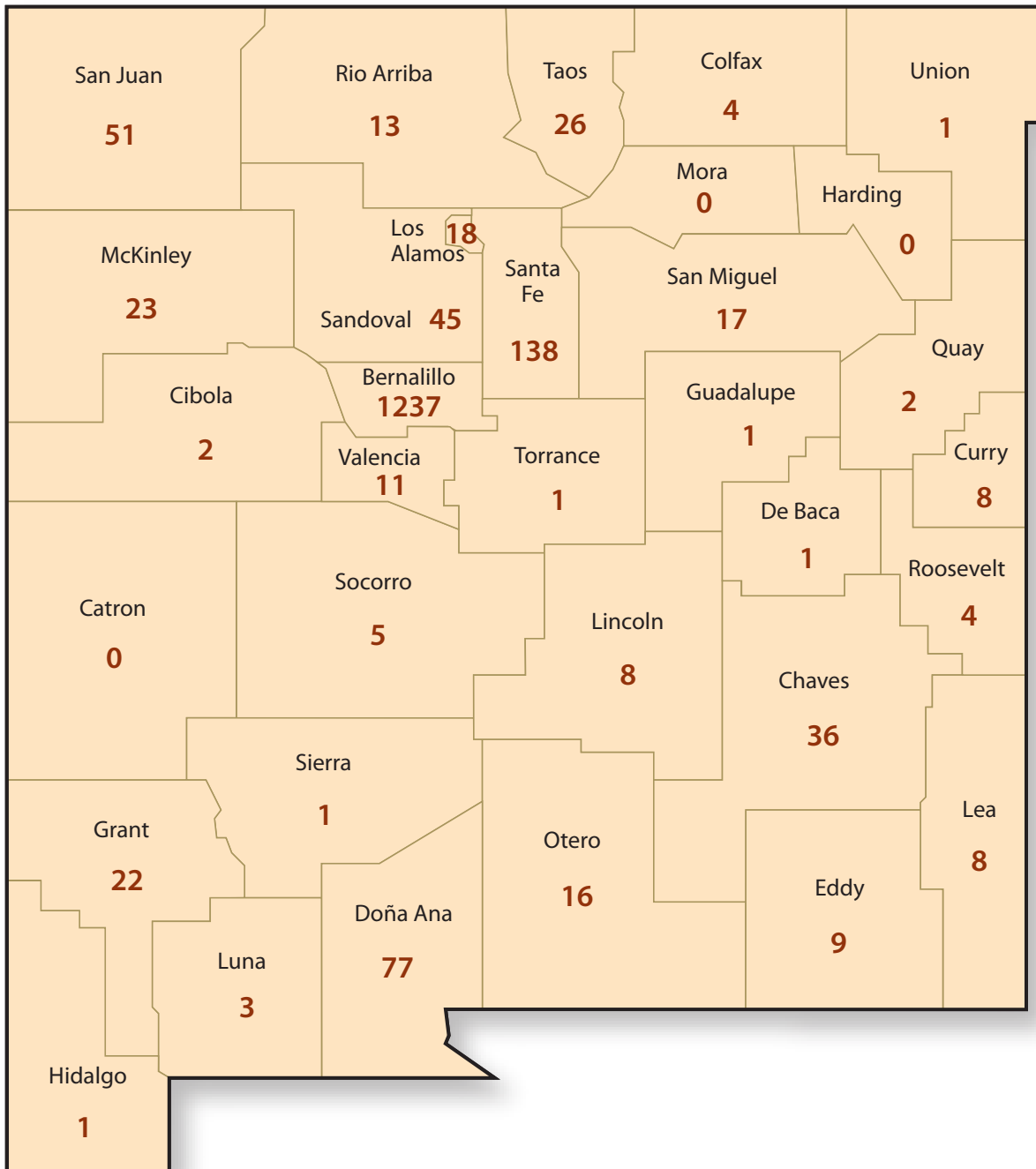
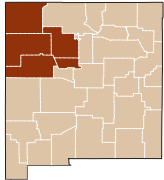
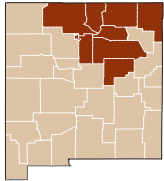
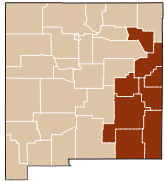
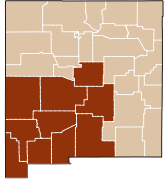


Figure 4: UNM Trained MDs Licensed to Practice in New Mexico by County, 2011



UNM SCHOOL OF MEDICINE – 2012 LOCATION REPORT

**Table 2A: UNM Trained MDs Licensed to Practice in New Mexico by County and Public Health Region, 2011**

		Total Number of MDs*	UNM Trained MDs	UNM Trained MDs by Training Type		
				MD Only	Medical Residency Only	MD and Medical Residency
All of New Mexico		4549	1789	381	914	494
Northwest Region – Total		454	132	51	47	34
	Cibola	17	2	2	0	0
	McKinley	101	23	6	14	3
	Sandoval	132	45	16	16	13
	San Juan	180	51	23	13	15
	Valencia	24	11	4	4	3
Northeast Region – Total		750	218	53	110	55
	Colfax	17	4	2	0	2
	Guadalupe	1	1	0	0	1
	Los Alamos	51	18	4	8	6
	Mora	0	0	0	0	0
	Rio Arriba	43	13	3	3	7
	San Miguel	51	17	4	8	5
	Santa Fe	501	138	32	78	28
	Taos	81	26	7	13	6
	Union	5	1	1	0	0
Central Region – Total		2513	1237	201	673	363
Bernalillo		2513	1237	201	673	363
Southeast Region – Total		303	68	17	35	16
	Chaves	114	36	7	21	8
	Curry	45	8	4	2	2
	De Baca	0	1	0	0	1
	Eddy	64	9	4	3	2
	Harding	0	0	0	0	0
	Lea	55	8	1	6	1
	Quay	9	2	0	2	0
	Roosevelt	16	4	1	1	2
Southwest Region – Total		529	134	59	49	26
	Catron	3	0	0	0	0
	Doña Ana	316	77	32	29	16
	Grant	65	22	11	6	5
	Hidalgo	1	1	0	1	0
	Lincoln	29	8	7	0	1
	Luna	23	3	0	3	0
	Otero	62	16	7	8	1
	Sierra	12	1	0	1	0
	Socorro	16	5	1	1	3
	Tarrant	2	1	1	0	0

\*New Mexico Medical Board 2011 Official List

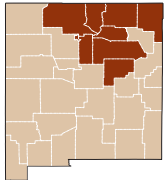
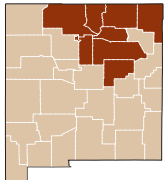
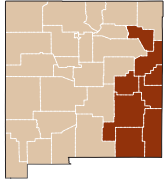
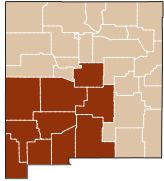
**Table 2B: UNM Trained MDs Licensed to Practice in New Mexico per 10,000 Population by County and Public Health Region, 2011<sup>†</sup>**

	Total MDs per 10,000 Population	UNM Trained MDs per 10,000 Population	% of Total MDs Who are UNM Trained	Population*
All of New Mexico	22.1	8.7	39%	2,059,179
<b>Northwest Region – Total</b>	<b>10.4</b>	<b>3.0</b>	<b>29%</b>	<b>436,879</b>
Cibola	6.2	0.7	12%	27,213
McKinley	14.1	3.2	23%	71,492
Sandoval	10.0	3.4	34%	131,561
San Juan	13.8	3.9	28%	130,044
Valencia	3.1	1.4	46%	76,569
<b>Northeast Region – Total</b>	<b>25.6</b>	<b>7.5</b>	<b>29%</b>	<b>292,563</b>
Colfax	12.4	2.9	24%	13,750
Guadalupe	2.1	2.1	100%	4,687
Los Alamos	28.4	10.0	35%	17,950
Mora	-	-	-	4,881
Rio Arriba	10.7	3.2	30%	40,246
San Miguel	17.4	5.8	33%	29,393
Santa Fe	34.8	9.6	28%	144,170
Taos	24.6	7.9	32%	32,937
Union	11.0	2.2	20%	4,549
<b>Central Region – Total</b>	<b>37.9</b>	<b>18.7</b>	<b>49%</b>	<b>662,564</b>
Bernalillo	37.9	18.7	49%	662,564
<b>Southeast Region – Total</b>	<b>11.5</b>	<b>2.6</b>	<b>22%</b>	<b>264,181</b>
Chaves	17.4	5.5	32%	65,645
Curry	9.3	1.7	18%	48,376
De Baca	-	4.9	-	2,022
Eddy	11.9	1.7	14%	53,829
Harding	-	-	-	695
Lea	8.5	1.2	15%	64,727
Quay	10.0	2.2	22%	9,041
Roosevelt	8.1	2.0	25%	19,846
<b>Southwest Region – Total</b>	<b>13.1</b>	<b>3.3</b>	<b>25%</b>	<b>402,992</b>
Catron	8.1	-	-	3,725
Doña Ana	15.1	3.7	24%	209,233
Grant	22.0	7.5	34%	29,514
Hidalgo	2.0	2.0	100%	4,894
Lincoln	14.1	3.9	28%	20,497
Luna	9.2	1.2	13%	25,095
Otero	9.7	2.5	26%	63,797
Sierra	10.0	0.8	8%	11,988
Socorro	9.0	2.8	31%	17,866
Torrance	1.2	0.6	50%	16,383

<sup>†</sup>Calculation: number of doctors in the county divided by the population of the county multiplied by 10,000.

\*2010 US Census Bureau figures

**Table 3: UNM Trained MDs in New Mexico Licensed to Practice in Primary Care Specialties by County and Public Health Region, 2011**

	Family Medicine	Internal Medicine	Obstetrics/ Gynecology	Pediatrics	Total
All of New Mexico	371	271	82	153	877
<b>Northwest Region – Total</b>	<b>36</b>	<b>16</b>	<b>6</b>	<b>15</b>	<b>73</b>
 Cibola	1	0	0	0	1
McKinley	4	3	2	2	11
Sandoval	12	5	4	7	28
San Juan	13	6	0	5	24
Valencia	6	2	0	1	9
<b>Northeast Region – Total</b>	<b>84</b>	<b>21</b>	<b>9</b>	<b>8</b>	<b>122</b>
 Colfax	2	0	0	0	2
Guadalupe	1	0	0	0	1
Los Alamos	7	2	1	0	10
Mora	0	0	0	0	0
Rio Arriba	5	0	0	0	5
San Miguel	8	2	0	1	11
Santa Fe	48	12	8	7	75
Taos	13	5	0	0	18
Union	0	0	0	0	0
<b>Central Region – Total</b>	<b>192</b>	<b>207</b>	<b>54</b>	<b>114</b>	<b>567</b>
Bernalillo	192	207	54	114	567
<b>Southeast Region – Total</b>	<b>25</b>	<b>9</b>	<b>2</b>	<b>6</b>	<b>42</b>
 Chaves	14	3	1	3	21
Curry	1	2	0	0	3
De Baca	1	0	0	0	1
Eddy	4	1	1	1	7
Harding	0	0	0	0	0
Lea	2	2	0	1	5
Quay	1	0	0	1	2
Roosevelt	2	1	0	0	3
<b>Southwest Region – Total</b>	<b>34</b>	<b>18</b>	<b>11</b>	<b>10</b>	<b>73</b>
 Catron	0	0	0	0	0
Doña Ana	19	10	5	6	40
Grant	6	4	1	2	13
Hidalgo	1	0	0	0	1
Lincoln	4	1	3	0	8
Luna	1	0	1	0	2
Otero	1	2	1	1	5
Sierra	1	0	0	0	1
Socorro	0	1	0	1	2
Torrance	1	0	0	0	1



**Table 4: UNM Trained MDs in New Mexico Licensed to Practice in Selected Specialties by County and Public Health Region, 2011**

	Anesthesiology	General Surgery	Emergency Medicine	Psychiatry	Total
All of New Mexico	81	60	120	144	405
<b>Northwest Region – Total</b>	<b>2</b>	<b>8</b>	<b>8</b>	<b>10</b>	<b>28</b>
Cibola	0	1	0	0	1
McKinley	1	2	0	0	3
Sandoval	1	0	1	3	5
San Juan	0	5	7	5	17
Valencia	0	0	0	2	2
<b>Northeast Region – Total</b>	<b>5</b>	<b>7</b>	<b>14</b>	<b>17</b>	<b>43</b>
Colfax	0	0	1	0	1
Guadalupe	0	0	0	0	0
Los Alamos	1	0	1	1	3
Mora	0	0	0	0	0
Rio Arriba	0	0	3	1	4
San Miguel	0	2	1	1	4
Santa Fe	4	3	5	13	25
Taos	0	1	3	1	5
Union	0	1	0	0	1
<b>Central Region – Total</b>	<b>63</b>	<b>32</b>	<b>86</b>	<b>110</b>	<b>291</b>
Bernalillo	63	32	86	110	291
<b>Southeast Region – Total</b>	<b>0</b>	<b>8</b>	<b>4</b>	<b>1</b>	<b>13</b>
Chaves	0	3	0	0	3
Curry	0	4	0	1	5
De Baca	0	0	0	0	0
Eddy	0	1	1	0	2
Harding	0	0	0	0	0
Lea	0	0	2	0	2
Quay	0	0	0	0	0
Roosevelt	0	0	1	0	1
<b>Southwest Region – Total</b>	<b>11</b>	<b>5</b>	<b>8</b>	<b>6</b>	<b>30</b>
Catron	0	0	0	0	0
Doña Ana	9	2	4	2	17
Grant	1	0	1	3	5
Hidalgo	0	0	0	0	0
Lincoln	0	0	0	0	0
Luna	0	0	0	0	0
Otero	1	2	1	1	5
Sierra	0	0	0	0	0
Socorro	0	1	2	0	3
Torrance	0	0	0	0	0

## Location Report: The Approach and Methods

Our intent in this report is to provide the best available information about UNM School of Medicine (SOM) graduates and medical residents who were in New Mexico in the past year. It is important to note that any recent relocation by these individuals may not be reflected in our data.

A number of sources were used in the compilation of this report. The lists of University of New Mexico School of Medicine MD recipients (since 1968) and former residents (since 1955) were obtained from two sources: the UNM School of Medicine (SOM) Office of Student Services and Office of Graduate Medical Education (GME), respectively.

Several additional sources were used to confirm both names and New Mexico address/location. These included the New Mexico Medical Board Official List and a dataset of UNM School of Medicine graduates maintained by the Office of Program Evaluation, Education and Research.

The basis for including individuals in the Location Report:

- 1) The physician is a UNM School of Medicine (SOM) and/or Graduate Medical Education (GME) graduate.
- 2) The physician has an active license from the New Mexico Medical Board.
- 3) The physician had a New Mexico address during the previous year.

We developed several strategies to obtain information about the current location of individuals included in the Location Report. Data collection for this report began in the summer when survey mailings were sent to School of Medicine graduates to confirm their practice location. The next phase of data collection began in the fall when we contacted medi-

cal staffing offices at hospitals throughout the state to verify physicians with hospital privileges. We obtained information from the UNM Office of Graduate Medical Education (GME) about residents and fellows who recently completed training. Finally, we researched and contacted individual doctors, clinics and offices to confirm physician location.

### Notes related to specific tables:

#### Tables 2-4 Public Health Regions

When presenting data by region, we used the five public health regions in the state of New Mexico as defined by the New Mexico Department of Health.

#### Table 2B New Mexico Population

When presenting New Mexico population data, we calculated MDs per 10,000 population using 2010 New Mexico county population estimates from the U.S. Census Bureau.

---

### If you have questions about this report, please contact:

Summers Kalishman, PhD, Director, or  
 Elizabeth Hatch, Program Coordinator  
 Office of Program Evaluation, Education and Research  
 MSC08 4550  
 1 University of New Mexico  
 Albuquerque, New Mexico 87131-0001  
 Phone: 505-272-8069





Office of the Dean  
MSC 08 4720  
1 University of New Mexico  
Albuquerque, NM  
87131-0001

Location Report on the web at: <http://hsc.unm.edu/som/Locations/>