



UNM
SCHOOL of MEDICINE

LOCATION REPORT 2013

UNM Trained MDs - University of New Mexico School of Medicine



Satellite image courtesy of NASA

0 25 50 100 miles

▲
NORTH

The Location Report is produced annually by the Office of Program Evaluation, Education and Research at the University of New Mexico School of Medicine. This report provides a statistical overview of current location information for UNM trained physicians who were licensed to practice in New Mexico in the past year.

QUICK FACTS:

Who was licensed to practice medicine in New Mexico in 2012?

- There were 1784 UNM trained MDs licensed to practice in New Mexico in 2012 (page 5).
- Approximately 40% of all physicians licensed in New Mexico trained at UNM (1784/4639, page 5).
- Slightly more than one third of physicians who graduated from UNM's medical school are licensed to practice in New Mexico (36.9%, page 2).
- About one third of physicians who completed their residency at UNM are licensed to practice medicine in New Mexico (39.3%, page 2).
- Almost two thirds of physicians who both attended medical school in New Mexico and completed their medical residency at UNM are licensed to practice in New Mexico (64.4%, page 2).
- UNM trained MDs are licensed to practice in 30 of New Mexico's 33 counties (page 4).

2012 Specialty Information

- Roughly half of all UNM trained MDs in New Mexico are licensed to practice in the primary care specialties of family medicine, internal medicine, obstetrics & gynecology, or pediatrics (900/1784 total UNM trained MD's in NM, page 7).
- About 20% of UNM trained MDs in New Mexico are licensed to practice in one of four specialties: anesthesiology, general surgery, emergency medicine, or psychiatry (363/1784, page 8).

About UNM School of Medicine

- UNM School of Medicine graduated its first class of MDs in 1968 and its first class of resident MDs in 1955 (see notes on terminology below). Since this time, a total of 7406 doctors have graduated from UNM's School of Medicine and/or from a UNM residency program.
- On average, there are 350 medical students and 550 medical residents and fellows in training at the UNM School of Medicine.
- Each year, approximately 70 medical students graduate and 140 medical residents and fellows complete their training at the UNM School of Medicine.

A Note on Terminology:

All MDs who graduated from UNM School of Medicine or who completed all or part of their residency at UNM are referred to as **UNM trained MDs**.

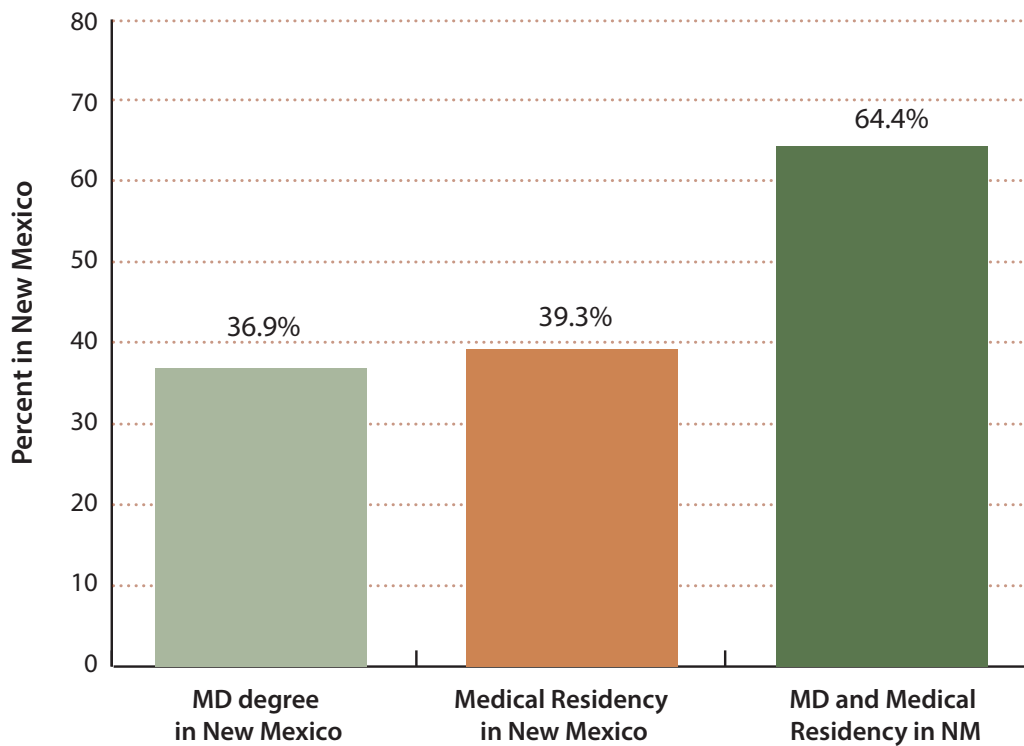
UNM Trained MDs fall into three mutually exclusive categories:

- MD degree from UNM, Medical Residency out-of-state (**MD Only**)
- Medical Residency at UNM, MD degree out-of-state (**Medical Residency Only**)
- Both MD degree and Medical Residency at UNM (**MD and Medical Residency**)

Table 1: Retention of UNM Trained Physicians*

	MD degree in New Mexico	Medical Residency in New Mexico	MD and Medical Residency in NM
Percent of graduates who are licensed in New Mexico	36.9%	39.3%	64.4%

Figure 1: Retention of UNM Trained Physicians*



*Source: AAMC State Physician Work Force Data Book, published December 2011. AAMC publishes Work Force Data books every two years. The current book reports on 4673 active physicians in the state of New Mexico in 2010: <https://www.aamc.org/download/263512/data/statedata2011.pdf>

Figure 2: UNM Trained MDs Licensed to Practice in New Mexico, 2002, 2007, 2012

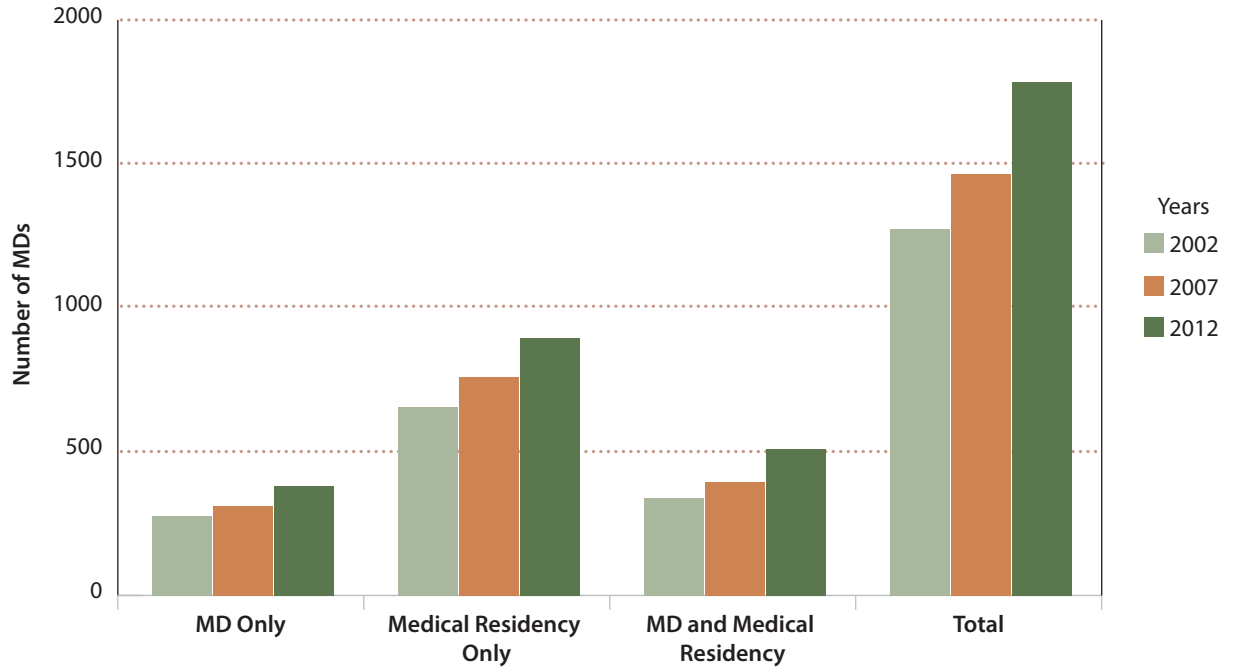


Figure 3: UNM Trained MDs Licensed to Practice in Primary Care Specialties in New Mexico, 2002, 2007, 2012

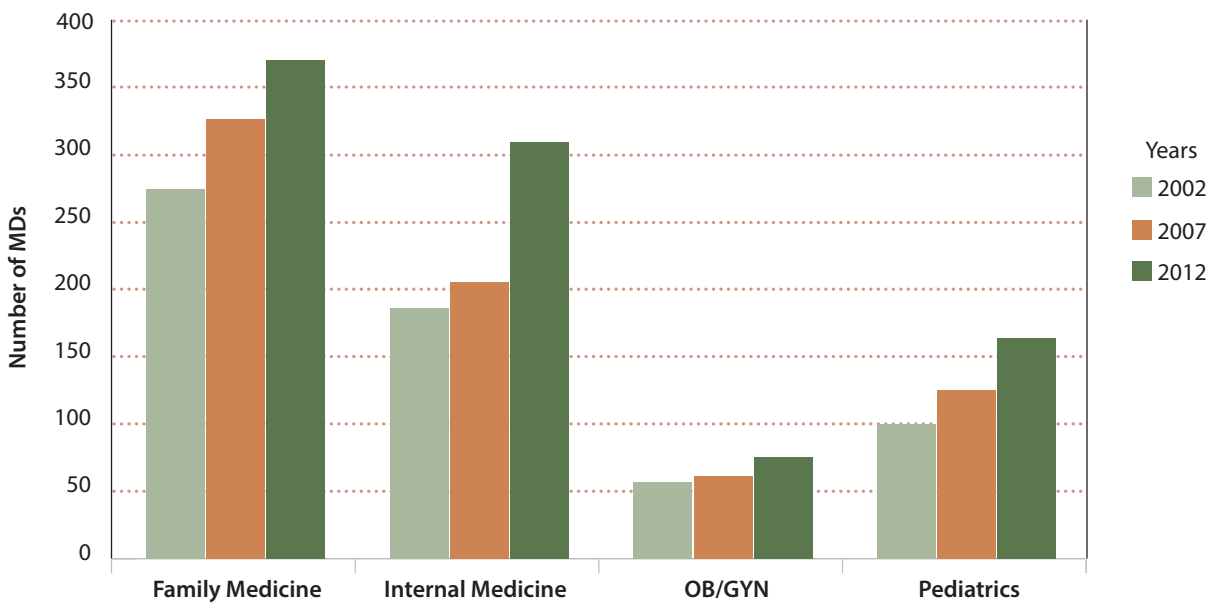
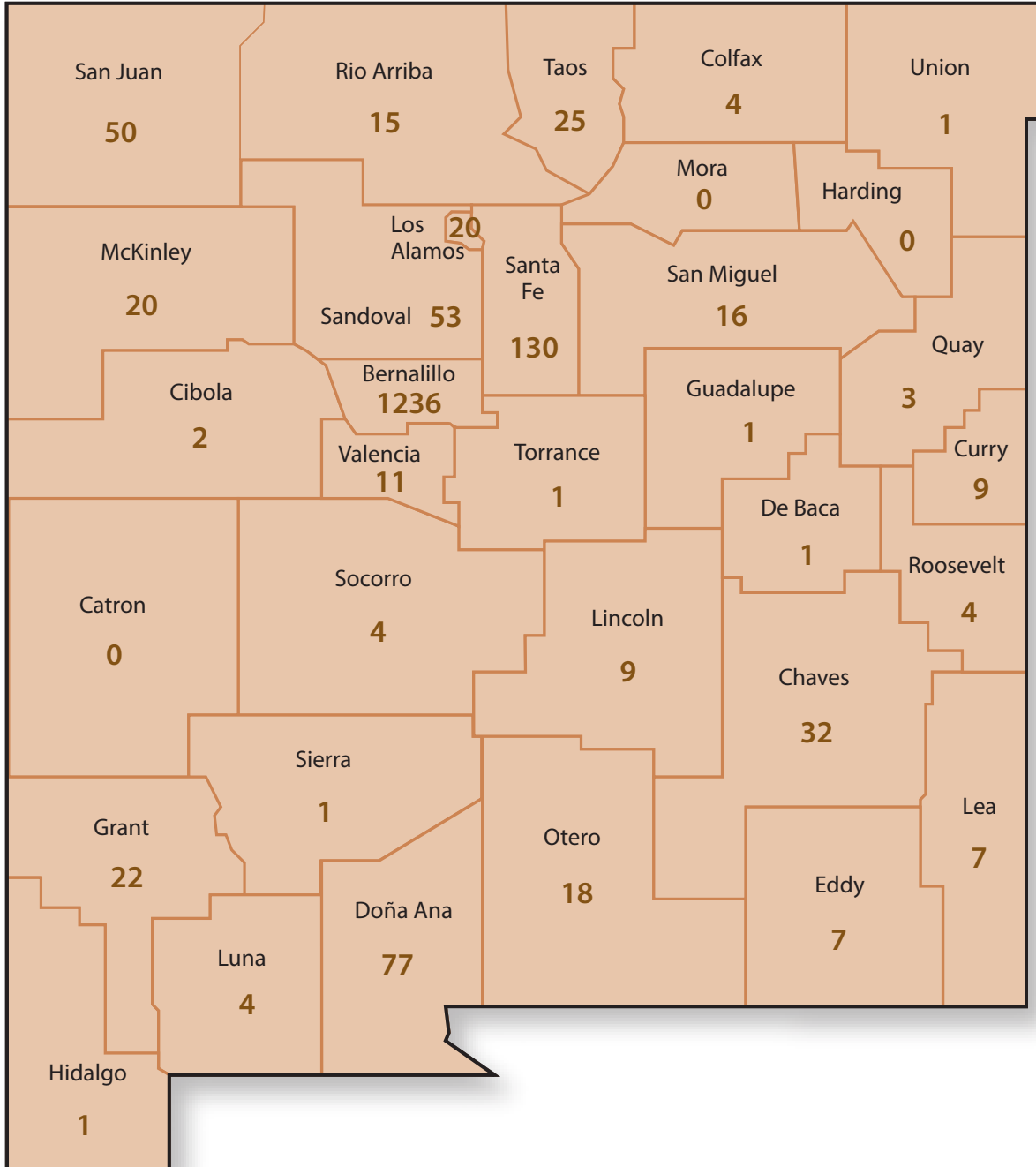
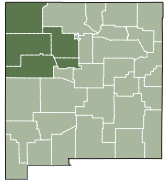
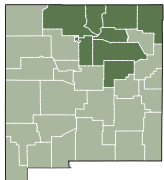
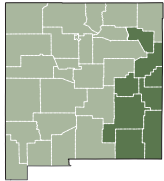
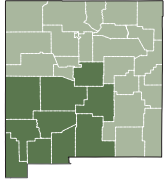


Figure 4: UNM Trained MDs Licensed to Practice in New Mexico by County, 2012



UNM SCHOOL OF MEDICINE – 2013 LOCATION REPORT

Table 2A: UNM Trained MDs Licensed to Practice in New Mexico by County and Public Health Region, 2012

		Total Number of MDs*	UNM Trained MDs	UNM Trained MDs by Training Type		
				MD Only	Medical Residency Only	MD and Medical Residency
All of New Mexico		4639	1784	380	895	509
Northwest Region – Total		469	136	46	55	35
	Cibola	16	2	2	0	0
	McKinley	91	20	5	14	1
	Sandoval	149	53	14	23	16
	San Juan	189	50	21	14	15
	Valencia	24	11	4	4	3
Northeast Region – Total		776	212	53	104	55
	Colfax	14	4	2	0	2
	Guadalupe	2	1	0	0	1
	Los Alamos	53	20	5	9	6
	Mora	0	0	0	0	0
	Rio Arriba	38	15	5	4	6
	San Miguel	50	16	4	6	6
	Santa Fe	530	130	29	72	29
	Taos	85	25	7	13	5
	Union	4	1	1	0	0
Central Region – Total		2559	1236	209	654	373
Bernalillo		2559	1236	209	654	373
Southeast Region – Total		302	63	15	30	18
	Chaves	120	32	6	16	10
	Curry	52	9	4	3	2
	De Baca	1	1	0	0	1
	Eddy	60	7	3	2	2
	Harding	0	0	0	0	0
	Lea	49	7	0	6	1
	Quay	8	3	1	2	0
	Roosevelt	12	4	1	1	2
Southwest Region – Total		533	137	57	52	28
	Catron	4	0	0	0	0
	Doña Ana	323	77	29	31	17
	Grant	62	22	11	6	5
	Hidalgo	2	1	0	1	0
	Lincoln	25	9	7	0	2
	Luna	22	4	1	3	0
	Otero	68	18	7	9	2
	Sierra	11	1	0	1	0
	Socorro	14	4	1	1	2
	Torrance	2	1	1	0	0

*New Mexico Medical Board 2013 Official List

Table 2B: UNM Trained MDs Licensed to Practice in New Mexico per 10,000 Population by County and Public Health Region, 2012[†]

	Total MDs per 10,000 Population	UNM Trained MDs per 10,000 Population	% of Total MDs Who are UNM Trained	Population*
All of New Mexico	22.5	8.7	38%	2,059,179
Northwest Region – Total	10.7	3.1	29%	436,879
Cibola	5.9	0.7	13%	27,213
McKinley	12.7	2.8	22%	71,492
Sandoval	11.3	4.0	36%	131,561
San Juan	14.5	3.8	26%	130,044
Valencia	3.1	1.4	46%	76,569
Northeast Region – Total	26.5	7.2	27%	292,563
Colfax	10.2	2.9	29%	13,750
Guadalupe	4.3	2.1	50%	4,687
Los Alamos	29.5	11.1	38%	17,950
Mora	-	-	-	4,881
Rio Arriba	9.4	3.7	39%	40,246
San Miguel	17.0	5.4	32%	29,393
Santa Fe	36.8	9.0	25%	144,170
Taos	25.8	7.6	29%	32,937
Union	8.8	2.2	25%	4,549
Central Region – Total	38.6	18.7	48%	662,564
Bernalillo	38.6	18.7	48%	662,564
Southeast Region – Total	11.4	2.4	21%	264,181
Chaves	18.3	4.9	27%	65,645
Curry	10.7	1.9	17%	48,376
De Baca	4.9	4.9	100%	2,022
Eddy	11.1	1.3	12%	53,829
Harding	-	-	-	695
Lea	7.6	1.1	14%	64,727
Quay	8.8	3.3	38%	9,041
Roosevelt	6.0	2.0	33%	19,846
Southwest Region – Total	13.2	3.4	26%	402,992
Catron	10.7	0.0	0%	3,725
Doña Ana	15.4	3.7	24%	209,233
Grant	21.0	7.5	35%	29,514
Hidalgo	4.1	2.0	50%	4,894
Lincoln	12.2	4.4	36%	20,497
Luna	8.8	1.6	18%	25,095
Otero	10.7	2.8	26%	63,797
Sierra	9.2	0.8	9%	11,988
Socorro	7.8	2.2	29%	17,866
Torrance	1.2	0.6	50%	16,383

[†]Calculation: number of doctors in the county divided by the population of the county multiplied by 10,000.

*2010 US Census Bureau figures

Table 3: UNM Trained MDs in New Mexico Licensed to Practice in Primary Care Specialties by County and Public Health Region, 2012

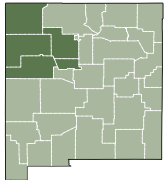
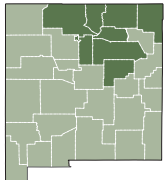
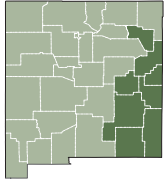
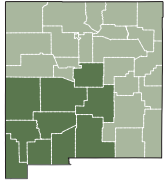
	Family Medicine	Internal Medicine	Obstetrics/ Gynecology	Pediatrics	Total
All of New Mexico	370	309	75	146	900
Northwest Region – Total	37	19	5	16	77
 Cibola	1	0	0	0	1
McKinley	4	1	1	1	7
Sandoval	14	10	4	7	35
San Juan	13	6	0	7	26
Valencia	5	2	0	1	8
Northeast Region – Total	82	27	8	6	123
 Colfax	2	0	0	0	2
Guadalupe	1	0	0	0	1
Los Alamos	8	4	1	0	13
Mora	0	0	0	0	0
Rio Arriba	8	0	0	0	8
San Miguel	6	3	0	1	10
Santa Fe	46	16	7	5	74
Taos	11	4	0	0	15
Union	0	0	0	0	0
Central Region – Total	193	237	56	110	596
Bernalillo	193	237	56	110	596
Southeast Region – Total	22	7	0	5	34
 Chaves	10	1	0	4	15
Curry	2	2	0	0	4
De Baca	1	0	0	0	1
Eddy	4	1	0	0	5
Harding	0	0	0	0	0
Lea	2	2	0	0	4
Quay	1	0	0	1	2
Roosevelt	2	1	0	0	3
Southwest Region – Total	36	19	6	9	70
 Catron	0	0	0	0	0
Doña Ana	20	12	1	5	38
Grant	6	3	0	2	11
Hidalgo	1	0	0	0	1
Lincoln	5	1	3	0	9
Luna	1	0	1	0	2
Otero	1	3	1	1	6
Sierra	1	0	0	0	1
Socorro	0	0	0	1	1
Torrance	1	0	0	0	1

Table 4: UNM Trained MDs in New Mexico Licensed to Practice in Selected Specialties by County and Public Health Region, 2012

	Anesthesiology	General Surgery	Emergency Medicine	Psychiatry	Total
All of New Mexico	84	65	119	95	363
Northwest Region – Total	2	12	8	8	30
Cibola	0	1	0	0	1
McKinley	1	3	1	0	5
Sandoval	1	3	0	3	7
San Juan	0	5	6	4	15
Valencia	0	0	1	1	2
Northeast Region – Total	3	7	13	16	39
Colfax	0	0	1	0	1
Guadalupe	0	0	0	0	0
Los Alamos	1	0	1	1	3
Mora	0	0	0	0	0
Rio Arriba	0	0	3	1	4
San Miguel	0	2	1	1	4
Santa Fe	2	3	4	12	21
Taos	0	1	3	1	5
Union	0	1	0	0	1
Central Region – Total	69	33	85	65	252
Bernalillo	69	33	85	65	252
Southeast Region – Total	0	8	5	3	16
Chaves	0	3	1	1	5
Curry	0	4	0	1	5
De Baca	0	0	0	0	0
Eddy	0	1	1	0	2
Harding	0	0	0	0	0
Lea	0	0	2	0	2
Quay	0	0	0	1	1
Roosevelt	0	0	1	0	1
Southwest Region – Total	10	5	8	3	26
Catron	0	0	0	0	0
Doña Ana	8	2	4	1	15
Grant	1	0	1	1	3
Hidalgo	0	0	0	0	0
Lincoln	0	0	0	0	0
Luna	0	0	0	0	0
Otero	1	2	1	1	5
Sierra	0	0	0	0	0
Socorro	0	1	2	0	3
Torrance	0	0	0	0	0

Location Report: The Approach and Methods

Our intent in this report is to provide the best available information about UNM School of Medicine (SOM) graduates and medical residents who were licensed to practice in New Mexico in the past year. It is important to note that any recent relocation by these individuals may not be reflected in our data.

A number of sources were used in the compilation of this report. The lists of University of New Mexico School of Medicine MD recipients (since 1968) and former residents (since 1955) were obtained from two sources: the UNM School of Medicine (SOM) Office of Medical Student Affairs and Office of Graduate Medical Education (GME), respectively.

Several additional sources were used to confirm both names and New Mexico address/location. These included the New Mexico Medical Board Official List and a dataset of UNM School of Medicine graduates maintained by the Office of Program Evaluation, Education and Research.

The basis for including individuals in the Location Report:

- 1) 1) The physician is a UNM School of Medicine (SOM) and/or Graduate Medical Education (GME) graduate.
- 2) The physician has an active license from the New Mexico Medical Board.
- 3) The physician had a New Mexico address during the previous year.

We developed several strategies to obtain information about the current location of individuals included in the Location Report. Data collection for this report began in the summer when survey mailings were sent to School of Medicine graduates to confirm their practice location. The next phase of data

collection began in the fall when we contacted medical staffing offices at hospitals throughout the state to verify physicians with hospital privileges. We obtained information from the UNM Office of Graduate Medical Education (GME) about residents and fellows who recently completed training. Finally, we researched and contacted individual doctors, clinics and offices to confirm physician location.

Notes related to specific tables:

Table 1 and Figure 1, Retention

When presenting retention data, we used percentages from the AAMC State Physician Work Force Data Book, published December 2011. (table: New Mexico Workforce Profile: 2011).

Tables 2-4 Public Health Regions

When presenting data by region, we used the five public health regions in the state of New Mexico as defined by the New Mexico Department of Health.

Table 2B New Mexico Population

When presenting New Mexico population data, we calculated MDs per 10,000 population using 2010 New Mexico county population estimates from the U.S. Census Bureau (table: Population & Housing Occupancy Status: 2010).

If you have questions about this report, please contact:

Summers Kalishman, PhD, Director, or
 Elizabeth Hatch, Program Coordinator
 Office of Program Evaluation, Education and Research
 MSC08 4550
 1 University of New Mexico
 Albuquerque, New Mexico 87131-0001
 Phone: 505-272-8069



Office of the Dean
MSC 08 4720
1 University of New Mexico
Albuquerque, NM
87131-0001

Location Report on the web at: <http://hsc.unm.edu/som/Locations/>